



# KALPESH MACHINE TOOLS



Extra Heavyduty All Gear Lathe for productivity & Accuracy  
Model : Chipmax : 400,450,500,600,650,750,800,900,1000



Extra Heavy Duty Cone Pulley Belt Lathe Machine Plano Bed  
Model : H 600 upto 1200



Extra Heavyduty All Geared Lathe for Productivity & Accuracy  
Model : NHD 400,450,500, 550



## Medium Duty All Geared Precision Lathe Machine

Model: GNM-1

Technical Specification	
Centre Height	175 mm
Admit between centre	650 mm
Swing Over bed	350 mm
Swing Over cross slide	215 mm
Spindle Bore	41 mm
Spindle Nose	Threaded M 60 X 3 P
Spindle Speed Number / Range	8 / 75 to 1500 RPM
Thread Metric pitches / Nos.	0.5 to 6 mm Pitches / 17
Thread Inches / Nos.	4 to 224 TPI / 54
Feeds Longitudinal/ Cross	.015 to 0.86 mm /rev.
Motor	3 Ph. 1.5 Kw / 2 H.P.



## Medium Duty All Geared Precision Lathe Machine

MODEL: 175

Technical Specification	
Centre Height	175 mm
Admit between centre	650 mm OR 1000 mm
Swing Over bed	350 mm
Swing Over cross slide	215 mm
Swing In gap	540 mm
Spindle Bore	41 mm
Spindle Nose	Camlock Di - 4
Spindle Speed NO/Range	8 / 54 to 1200 or 67 to 1500 r.p.m.
Thread	0.5 mm to 6 mm pitches 4 mm to 60
Feeds	Long. .089 mm to 1.330 mm
Extra Feed Shaft For Feed	Standard
Switch Shaft for Ele.Ope.	Standard
Motor	2.25 KW/3 H.P.



## Heavy Duty All Geared Ridged Precision Lathe Machine

Model: 235/1 to 6

Technical Specification	
Centre Height	235 mm. optional 305 mm
Admit between centre	1000 to 5000 mm
Swing Over bed	455 mm                      595 mm
Swing Over cross slide	255 mm                      395 mm
Swing In gap	760 mm                      900 mm
Spindle Bore	52 mm. Optional 65 mm & 80 mm
Spindle Nose	Threaded optional Camlock type
Spindle Speed No./Range	8/30 to 1235 rpm or 8/35 to 1500
Thread	.5 to 6 mm Pitch 224 to 4 TPI
Feeds	Long. 0.017 to 0.998 mm per rev.
Motor	3.7 KW / 5 HP



## Heavy Duty All Geared Precision Lathe Machine

Model: HGN-1 to 6

Technical Specification	
Centre Height	235 mm. optional 305 mm
Admit between centre	1000 to 5000 mm
Swing Over bed	455 mm                      595 mm
Swing Over cross slide	255 mm                      395 mm
Swing In gap	760 mm                      900 mm
Spindle Bore	52 mm. Optional 65 mm & 80 mm
Spindle Nose	Threaded
Spindle Speed No./Range	8/30 to 1235 rpm or 8/35 to 1500
Thread	.5 to 6 mm Pitch 4 to 224 TPI
Feeds	Long. 0.017 to 0.998 mm per rev.
Motor	2.25 kw / 5 hp





## VERTICAL MILLING CUM DRILLING MACHINE MODEL NVM - 25


Technical Specifications	
Suitable for drilling up to	32 mm
Drill movement	315 mm
Taper socket in spindle	M1 - 3
No. of spindle speeds	8
Range of spindle speeds	100, 204, 310, 450, 680, 900, 1450, 2000 RPM
2 - speed electric motor	0.75, 1.13 H.P., 1440 - 2880 RPM
Distance, Centre of spindle to column face	260
Distance, centre of spindle to bearing housing column	325
Maximum clearance spindle nose to table surface	500
Working surface of the table	560 X 250
Traverse of table without automatic feed	300
Gross traverse of table	350
Automatic table feeds	8 Nos. / 20 to 215 mm per minute

**Nagmati**



**JAYCO**

## JAYCO BRAND MACHINE



Extra Heavy duty All Gear Lathe Machine  
Model : HGL - 1 to 7



Light & Medium Duty All Geared Precision Lathe Machine  
Model : Maxicut-165, 200



Heavy duty Pulley Bearing Type V-Belt Lathe Series  
Model : H-250, 300



All Geared Pillar Drill Machine  
Model :- P40AA

Radial Drill Machine  
Model :- R25, R35,  
R40, R40BA, R40AA



Light duty Lathe Machine  
Hight of Centre :- 7"



Medium Duty Lathe Machine  
Hight of Centre :- 9"



Heavy duty Lathe Machine



Amul Light duty  
Lathe Machine



Amul Medium duty Lathe Machine



Amul Heavy duty Lathe Machine



Light duty Lathe Machine



Medium duty Lathe Machine



Heavy duty Lathe Machine



Light duty All Gear Lathe with Norton Gear Box



Medium duty All Gear Lathe with Norton Gear Box



Heavy duty All Gear Lathe with Norton Gear Box



Heavy Duty Cone Pulley Type Lathe Machine  
Model : H-1 to 6



Extra Heavy Duty All Gear Lathe  
Model : chipmax-400, 450, 500, 600



Short Bed facing & Turning Lathe  
Model : FT - 500 mm, 600 mm, 750 mm



All Geared Heavy Duty Precision Radial Drill  
Model - NRD-35/1100, RD-50/1500, 1900, 2300



CNC Machine



Horizontal Boring Drilling & Facing Machine  
Model : BMT 80, 90, 100, 130



Heavy Duty Plano Miller Machine  
Model : SS-1, 2, 3, 4, 5, 6



Vertical Turning & Boring Machine



Flat Bed CNC Turning Centre  
Model : NTC-850, 1200 & as per Requirement



Power Press Machine



Pneumatic Power press



Power Press



Pyramid Type Plate Bending  
Rolling Machine



Hydraulic press Break




Hydraulic Shearing Machine




High Speed-horizontal Metal Cutting Band Saw Machine



Hydraulic Press



Shaping Machine



Jayco Pillar Drilling Machine





UNIVERSAL Milling Machine



Sv Parchal Slotted Machine



Ambe Slotted Machine



Unitech Slotted Machine



Pillar Type Power Press



Planing Machine



Surface Grinder Machine



Polisher Cum Bench Grinder Machine



Bench Grinding Machine



Flower



Table Vice



Key Way Attachment Vices



Pedestal-grinding Machine



High Pressure Air Compressor



Compound Sliding Table



Two Contains High Speed



One Contains Low Speed



Pipe Center



Foot Mounted Electric Motor



Single Phase Electric Motor



Drilling Machine Vice



Drilling Machine Vice



Regulator Type Welding Machine



Mud Type Welding Machine



Polisher Machine





DEALERS IN : NAGMATI LATHE, JAYCO LATHE & ALL WORK-SHOP MACHINERY & SPARES

# KALPESH MACHINE TOOLS

30, Royal Estate, Near Vishala Estate, Near Odhav Ring Road Circle, Kathwada, Ahmedabad-382415.

M : 9925703611, 9998174192, 7575039111, 9409274511

E-mail : kmt291961@gmail.com

The Kalpesh Pioneer Name in Industrial Machinery